

## **SV Steinmühle**


Partner for Contact:  
Order No.:  
Company:  
Customer No.:

Datum: 16.11.2022  
Bearbeiter(in):



Bearbeiter(in)  
 Telefon  
 Fax  
 e-Mail

**Hauptplatz / Planungsdaten**



Wartungsfaktor: 1.00, ULR (Upward Light Ratio): 9.5%

Maßstab 1:680

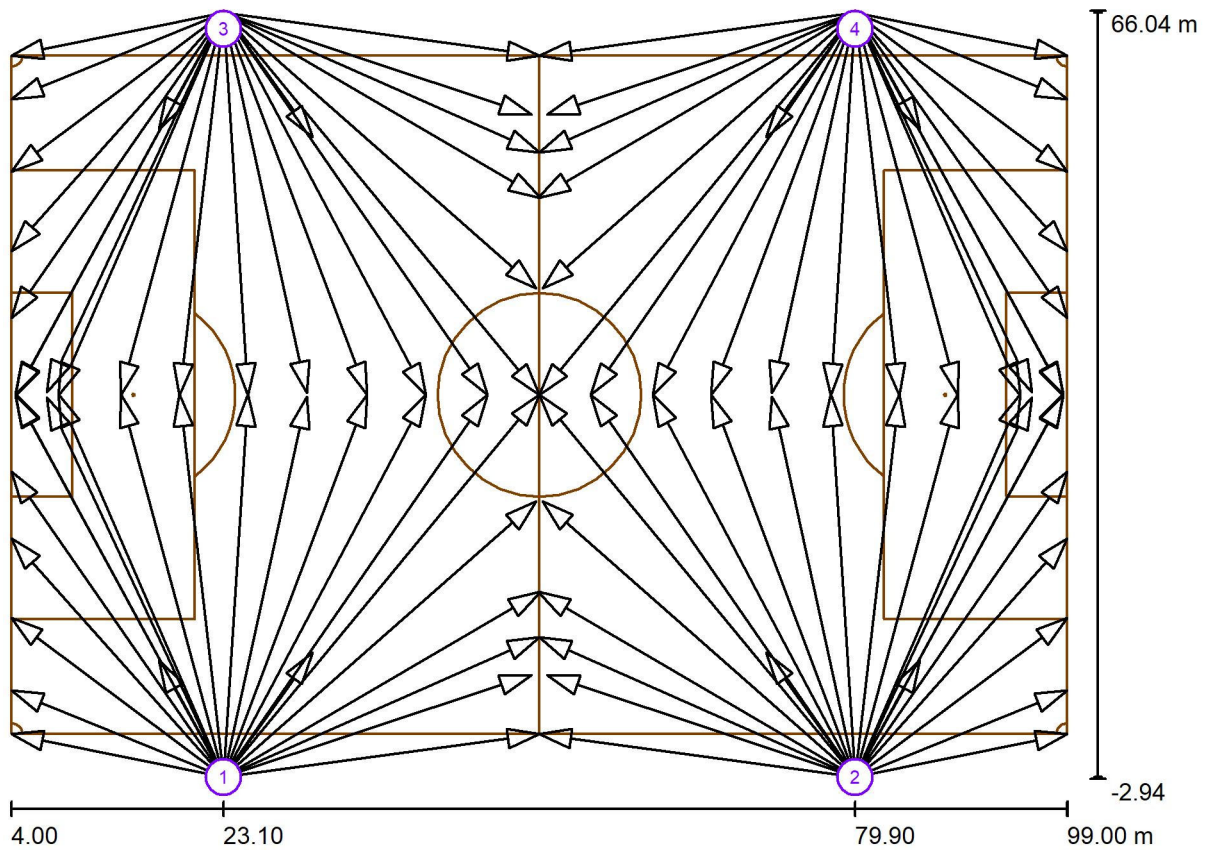
**Leuchten-Stückliste**

Nr.	Stück	Bezeichnung (Korrekturfaktor)	Φ (Leuchte) [lm]	Φ (Lampen) [lm]	P [W]
1	96	E-100W-1MODULES-25D (1.000)	12578	12587	97.8
Gesamt:			1207523	Gesamt: 1208358	9388.8



Bearbeiter(in)  
 Telefon  
 Fax  
 e-Mail

Hauptplatz / Sportleuchten (Koordinatenliste)



Maßstab 1 : 680

Liste der Sportleuchten

Leuchte	Index	Position [m]			Anstrahlpunkt [m]				Anstrahlwinkel [°]	Ausrichtung	Mast
		X	Y	Z	X	Y	Z				
E-100W-1MODULES-25D	1	23.100	-2.800	16.175	7.200	31.300	0.000	23.3	(C 90, G IMax)	/	
E-100W-1MODULES-25D	1	23.100	-2.800	16.175	4.000	11.489	0.000	34.1	(C 90, G IMax)	/	
E-100W-1MODULES-25D	1	23.100	-2.800	16.175	36.034	31.549	0.000	23.8	(C 90, G IMax)	/	
E-100W-1MODULES-25D	1	23.100	-2.800	16.175	46.865	31.550	0.000	21.2	(C 90, G IMax)	/	

Bearbeiter(in)  
Telefon  
Fax  
e-Mail

## Hauptplatz / Sportleuchten (Koordinatenliste)

### Liste der Sportleuchten

Leuchte	Index	Position [m]			Anstrahlpunkt [m]			Anstrahlwinkel [°]	Ausrichtung	Mast
		X	Y	Z	X	Y	Z			
E-100W-1MODULES-25D	1	23.100	-2.800	16.175	31.100	8.373	0.000	49.7	(C 90, G IMax)	/
E-100W-1MODULES-25D	1	23.100	-2.800	16.175	8.221	31.600	0.000	23.3	(C 90, G IMax)	/
E-100W-1MODULES-25D	1	23.100	-2.800	16.175	4.381	31.600	0.000	22.4	(C 90, G IMax)	/
E-100W-1MODULES-25D	1	23.100	-2.800	16.175	30.575	31.400	0.000	24.8	(C 90, G IMax)	/
E-100W-1MODULES-25D	1	23.100	-2.800	16.175	4.000	5.002	0.000	38.1	(C 90, G IMax)	/
E-100W-1MODULES-25D	1	23.100	-2.800	16.175	4.000	24.647	0.000	25.8	(C 90, G IMax)	/
E-100W-1MODULES-25D	1	23.100	-2.800	16.175	17.300	7.700	0.000	53.4	(C 90, G IMax)	/
E-100W-1MODULES-25D	1	23.100	-2.800	16.175	51.200	22.000	0.000	23.3	(C 90, G IMax)	/
E-100W-1MODULES-25D	1	23.100	-2.800	16.175	51.500	1.050	0.000	29.4	(C 90, G IMax)	/
E-100W-1MODULES-25D	1	23.100	-2.800	16.175	50.800	6.400	0.000	29.0	(C 90, G IMax)	/
E-100W-1MODULES-25D	1	23.100	-2.800	16.175	4.000	1.050	0.000	39.7	(C 90, G IMax)	/
E-100W-1MODULES-25D	1	23.100	-2.800	16.175	51.600	13.860	0.000	26.1	(C 90, G IMax)	/
E-100W-1MODULES-25D	1	23.100	-2.800	16.175	4.381	31.500	0.000	22.5	(C 90, G IMax)	/
E-100W-1MODULES-25D	1	23.100	-2.800	16.175	51.500	9.800	0.000	27.5	(C 90, G IMax)	/
E-100W-1MODULES-25D	1	23.100	-2.800	16.175	4.000	18.624	0.000	29.4	(C 90, G IMax)	/
E-100W-1MODULES-25D	1	23.100	-2.800	16.175	41.319	31.600	0.000	22.6	(C 90, G IMax)	/
E-100W-1MODULES-25D	1	23.100	-2.800	16.175	51.500	31.550	0.000	19.9	(C 90, G IMax)	/
E-100W-1MODULES-25D	1	23.100	-2.800	16.175	13.853	31.550	0.000	24.5	(C 90, G IMax)	/
E-100W-1MODULES-25D	1	23.100	-2.800	16.175	19.138	31.600	0.000	25.0	(C 90, G IMax)	/
E-100W-1MODULES-25D	1	23.100	-2.800	16.175	25.290	31.600	0.000	25.1	(C 90, G IMax)	/
E-100W-1MODULES-25D	2	79.900	-2.800	16.175	95.800	31.300	0.000	23.3	(C 90, G IMax)	/
E-100W-1MODULES-25D	2	79.900	-2.800	16.175	99.000	11.489	0.000	34.1	(C 90, G IMax)	/
E-100W-1MODULES-25D	2	79.900	-2.800	16.175	66.966	31.549	0.000	23.8	(C 90, G IMax)	/
E-100W-1MODULES-25D	2	79.900	-2.800	16.175	56.135	31.550	0.000	21.2	(C 90, G IMax)	/
E-100W-1MODULES-25D	2	79.900	-2.800	16.175	71.900	8.373	0.000	49.7	(C 90, G IMax)	/
E-100W-1MODULES-25D	2	79.900	-2.800	16.175	94.779	31.600	0.000	23.3	(C 90, G IMax)	/
E-100W-1MODULES-25D	2	79.900	-2.800	16.175	98.619	31.600	0.000	22.4	(C 90, G IMax)	/
E-100W-1MODULES-25D	2	79.900	-2.800	16.175	72.425	31.400	0.000	24.8	(C 90, G IMax)	/
E-100W-1MODULES-25D	2	79.900	-2.800	16.175	99.000	5.002	0.000	38.1	(C 90, G IMax)	/
E-100W-1MODULES-25D	2	79.900	-2.800	16.175	99.000	24.647	0.000	25.8	(C 90, G IMax)	/
E-100W-1MODULES-25D	2	79.900	-2.800	16.175	85.700	7.700	0.000	53.4	(C 90, G IMax)	/
E-100W-1MODULES-25D	2	79.900	-2.800	16.175	51.800	22.000	0.000	23.3	(C 90, G IMax)	/
E-100W-1MODULES-25D	2	79.900	-2.800	16.175	51.500	1.050	0.000	29.4	(C 90, G IMax)	/
E-100W-1MODULES-25D	2	79.900	-2.800	16.175	52.200	6.400	0.000	29.0	(C 90, G IMax)	/
E-100W-1MODULES-25D	2	79.900	-2.800	16.175	99.000	1.050	0.000	39.7	(C 90, G IMax)	/
E-100W-1MODULES-25D	2	79.900	-2.800	16.175	51.400	13.860	0.000	26.1	(C 90, G IMax)	/

Bearbeiter(in)  
Telefon  
Fax  
e-Mail

## Hauptplatz / Sportleuchten (Koordinatenliste)

### Liste der Sportleuchten

Leuchte	Index	Position [m]			Anstrahlpunkt [m]			Anstrahlwinkel [°]	Ausrichtung	Mast
		X	Y	Z	X	Y	Z			
E-100W-1MODULES-25D	2	79.900	-2.800	16.175	98.619	31.500	0.000	22.5	(C 90, G IMax)	/
E-100W-1MODULES-25D	2	79.900	-2.800	16.175	51.500	9.800	0.000	27.5	(C 90, G IMax)	/
E-100W-1MODULES-25D	2	79.900	-2.800	16.175	99.000	18.624	0.000	29.4	(C 90, G IMax)	/
E-100W-1MODULES-25D	2	79.900	-2.800	16.175	61.681	31.600	0.000	22.6	(C 90, G IMax)	/
E-100W-1MODULES-25D	2	79.900	-2.800	16.175	51.500	31.550	0.000	19.9	(C 90, G IMax)	/
E-100W-1MODULES-25D	2	79.900	-2.800	16.175	89.147	31.550	0.000	24.5	(C 90, G IMax)	/
E-100W-1MODULES-25D	2	79.900	-2.800	16.175	83.862	31.600	0.000	25.0	(C 90, G IMax)	/
E-100W-1MODULES-25D	2	79.900	-2.800	16.175	77.710	31.600	0.000	25.1	(C 90, G IMax)	/
E-100W-1MODULES-25D	3	23.100	65.900	16.175	7.200	31.800	0.000	23.3	(C 90, G IMax)	/
E-100W-1MODULES-25D	3	23.100	65.900	16.175	4.000	51.611	0.000	34.1	(C 90, G IMax)	/
E-100W-1MODULES-25D	3	23.100	65.900	16.175	36.034	31.551	0.000	23.8	(C 90, G IMax)	/
E-100W-1MODULES-25D	3	23.100	65.900	16.175	46.865	31.550	0.000	21.2	(C 90, G IMax)	/
E-100W-1MODULES-25D	3	23.100	65.900	16.175	31.100	54.727	0.000	49.7	(C 90, G IMax)	/
E-100W-1MODULES-25D	3	23.100	65.900	16.175	8.221	31.500	0.000	23.3	(C 90, G IMax)	/
E-100W-1MODULES-25D	3	23.100	65.900	16.175	4.381	31.500	0.000	22.4	(C 90, G IMax)	/
E-100W-1MODULES-25D	3	23.100	65.900	16.175	30.575	31.700	0.000	24.8	(C 90, G IMax)	/
E-100W-1MODULES-25D	3	23.100	65.900	16.175	4.000	58.098	0.000	38.1	(C 90, G IMax)	/
E-100W-1MODULES-25D	3	23.100	65.900	16.175	4.000	38.453	0.000	25.8	(C 90, G IMax)	/
E-100W-1MODULES-25D	3	23.100	65.900	16.175	17.300	55.400	0.000	53.4	(C 90, G IMax)	/
E-100W-1MODULES-25D	3	23.100	65.900	16.175	51.200	41.100	0.000	23.3	(C 90, G IMax)	/
E-100W-1MODULES-25D	3	23.100	65.900	16.175	51.500	62.050	0.000	29.4	(C 90, G IMax)	/
E-100W-1MODULES-25D	3	23.100	65.900	16.175	50.800	56.700	0.000	29.0	(C 90, G IMax)	/
E-100W-1MODULES-25D	3	23.100	65.900	16.175	4.000	62.050	0.000	39.7	(C 90, G IMax)	/
E-100W-1MODULES-25D	3	23.100	65.900	16.175	51.600	49.240	0.000	26.1	(C 90, G IMax)	/
E-100W-1MODULES-25D	3	23.100	65.900	16.175	4.381	31.600	0.000	22.5	(C 90, G IMax)	/
E-100W-1MODULES-25D	3	23.100	65.900	16.175	51.500	53.300	0.000	27.5	(C 90, G IMax)	/
E-100W-1MODULES-25D	3	23.100	65.900	16.175	4.000	44.476	0.000	29.4	(C 90, G IMax)	/
E-100W-1MODULES-25D	3	23.100	65.900	16.175	41.319	31.500	0.000	22.6	(C 90, G IMax)	/
E-100W-1MODULES-25D	3	23.100	65.900	16.175	51.500	31.550	0.000	19.9	(C 90, G IMax)	/
E-100W-1MODULES-25D	3	23.100	65.900	16.175	13.853	31.550	0.000	24.5	(C 90, G IMax)	/
E-100W-1MODULES-25D	3	23.100	65.900	16.175	19.138	31.500	0.000	25.0	(C 90, G IMax)	/
E-100W-1MODULES-25D	3	23.100	65.900	16.175	25.290	31.500	0.000	25.1	(C 90, G IMax)	/
E-100W-1MODULES-25D	4	79.900	65.900	16.175	95.800	31.800	0.000	23.3	(C 90, G IMax)	/
E-100W-1MODULES-25D	4	79.900	65.900	16.175	99.000	51.611	0.000	34.1	(C 90, G IMax)	/
E-100W-1MODULES-25D	4	79.900	65.900	16.175	66.966	31.551	0.000	23.8	(C 90, G IMax)	/
E-100W-1MODULES-25D	4	79.900	65.900	16.175	56.135	31.550	0.000	21.2	(C 90, G IMax)	/

Bearbeiter(in)  
Telefon  
Fax  
e-Mail

## Hauptplatz / Sportleuchten (Koordinatenliste)

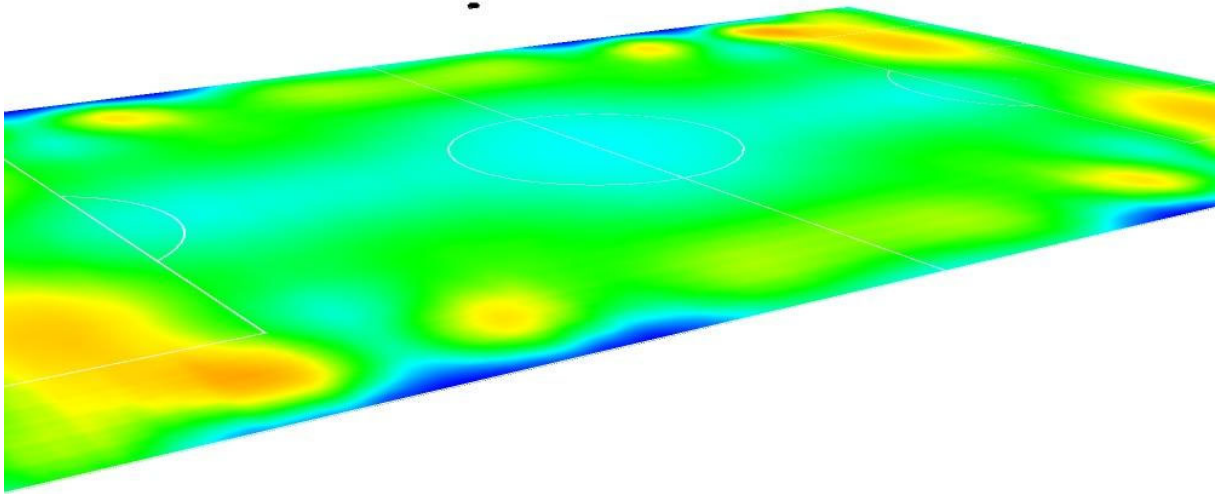
### Liste der Sportleuchten

Leuchte	Index	Position [m]			Anstrahlpunkt [m]			Anstrahlwinkel [°]	Ausrichtung	Mast
		X	Y	Z	X	Y	Z			
E-100W-1MODULES-25D	4	79.900	65.900	16.175	71.900	54.727	0.000	49.7	(C 90, G IMax)	/
E-100W-1MODULES-25D	4	79.900	65.900	16.175	94.779	31.500	0.000	23.3	(C 90, G IMax)	/
E-100W-1MODULES-25D	4	79.900	65.900	16.175	98.619	31.500	0.000	22.4	(C 90, G IMax)	/
E-100W-1MODULES-25D	4	79.900	65.900	16.175	72.425	31.700	0.000	24.8	(C 90, G IMax)	/
E-100W-1MODULES-25D	4	79.900	65.900	16.175	99.000	58.098	0.000	38.1	(C 90, G IMax)	/
E-100W-1MODULES-25D	4	79.900	65.900	16.175	99.000	38.453	0.000	25.8	(C 90, G IMax)	/
E-100W-1MODULES-25D	4	79.900	65.900	16.175	85.700	55.400	0.000	53.4	(C 90, G IMax)	/
E-100W-1MODULES-25D	4	79.900	65.900	16.175	51.800	41.100	0.000	23.3	(C 90, G IMax)	/
E-100W-1MODULES-25D	4	79.900	65.900	16.175	51.500	62.050	0.000	29.4	(C 90, G IMax)	/
E-100W-1MODULES-25D	4	79.900	65.900	16.175	52.200	56.700	0.000	29.0	(C 90, G IMax)	/
E-100W-1MODULES-25D	4	79.900	65.900	16.175	99.000	62.050	0.000	39.7	(C 90, G IMax)	/
E-100W-1MODULES-25D	4	79.900	65.900	16.175	51.400	49.240	0.000	26.1	(C 90, G IMax)	/
E-100W-1MODULES-25D	4	79.900	65.900	16.175	98.619	31.600	0.000	22.5	(C 90, G IMax)	/
E-100W-1MODULES-25D	4	79.900	65.900	16.175	51.500	53.300	0.000	27.5	(C 90, G IMax)	/
E-100W-1MODULES-25D	4	79.900	65.900	16.175	99.000	44.476	0.000	29.4	(C 90, G IMax)	/
E-100W-1MODULES-25D	4	79.900	65.900	16.175	61.681	31.500	0.000	22.6	(C 90, G IMax)	/
E-100W-1MODULES-25D	4	79.900	65.900	16.175	51.500	31.550	0.000	19.9	(C 90, G IMax)	/
E-100W-1MODULES-25D	4	79.900	65.900	16.175	89.147	31.550	0.000	24.5	(C 90, G IMax)	/
E-100W-1MODULES-25D	4	79.900	65.900	16.175	83.862	31.500	0.000	25.0	(C 90, G IMax)	/
E-100W-1MODULES-25D	4	79.900	65.900	16.175	77.710	31.500	0.000	25.1	(C 90, G IMax)	/



Bearbeiter(in)  
Telefon  
Fax  
e-Mail

### Hauptplatz / Falschfarben Rendering




40      60      80      100      120      140      160      180      200

lx



Bearbeiter(in)  
 Telefon  
 Fax  
 e-Mail

**Hauptplatz / Ground Element 1 / Surface 1 / Wertegrafik (E)**



Werte in Lux, Maßstab 1 : 680

Nicht alle berechneten Werte können dargestellt werden.

Lage der Fläche in der Außenszene:  
 Markierter Punkt:  
 (4.000 m, 1.050 m, 0.000 m)



Raster: 128 x 128 Punkte

$E_m$  [lx]  
119

$E_{min}$  [lx]  
79

$E_{max}$  [lx]  
162

$g_1$   
0.661

$g_2$   
0.487